



Steel Creeper

87C25-B

- Designed with comfortable sponge cushion
- 300 lbs capacity
- 6 PC. durable swivel casters
- Long size Vinyl-covered foam pad brings more comfortable while working
- All steel construction frame makes it more strong and durable




KT NO.	Size mm		
87C25-B	1020 x 425 x 110 (40")	7400	1


Creeper and Seat

New

87C26-B

- Designed with comfortable sponge cushion
- 6 swivel castors for full mobility
- Long size Vinyl-covered foam pad brings more comfortable while working
- All steel construction frame makes it more strong and durable

KT NO.	Capacity(T) Width x Depth x Height		CUFT
87C26-B	430 x 425 x 410	1 / 1	2.10



- The wheel can rotate 360 degrees, allowing for rotation without any dead angles
- The seat cushion is made of thickened foam, soft and comfortable, preventing fatigue even after long periods of sitting



Wing Protector

9TP11

- Protection from unwanted scratches, dents and dirt
- Magnetic attachment keeps paintwork safe from damage
- Rugged, padded imitation leather and reinforced edges provide a perfect, cushioned working area



KT NO.	Size mm		
9TP11	1050 x 650	649	1 / 8