

# Insert Adapter

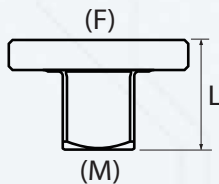
2883

3884


4886




- Ideal for where space is limited or a regular adapter is not suitable
- Additional magnets help ensure the adapters stay attached to the sockets
- Use only with hand tools



KT NO.	Spec.	L mm	Max.torque N.m		
2883	1/4"F x 3/8"M	14.5	90	18	20 / 240
2884	3/8"F x 1/2"M	19	300	32	12 / 144
4886	1/2"F x 3/4"M	28	760	90	12 / 144



► Magnet Retention Device



► Slim Design

NEW

KING TONY