

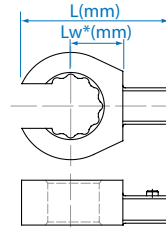
Insert Tool

345014

• Chrome plated

- Square drive size : 9 x 12

KT NO.	Size mm	Maximum Torque N-m	Lw* mm	L mm		
34501410M	10	25	17.5	42.4	53	12 / 192
34501411M	11	33	17.5	43.0	53	12 / 192
34501412M	12	42	17.5	43.8	53	12 / 192
34501413M	13	52	17.5	43.9	54	12 / 192
34501414M	14	64	17.5	44.3	57.6	12 / 192
34501416M	16	93	17.5	45.0	61	12 / 192
34501417M	17	110	17.5	45.4	62	12 / 192
34501418M	18	130	17.5	46.0	67	12 / 192
34501419M	19	150	17.5	46.7	70	12 / 192
34501421M	21	198	17.5	47.6	72	12 / 192
34501422M	22	225	17.5	48.5	74	12 / 192

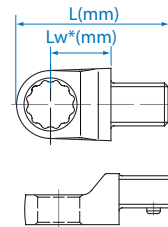


345021

• Chrome plated

- Ring insert tool
- Square drive size : 9 x 12

KT NO.	Size mm	Maximum Torque N-m	Lw* mm	L mm		
34502107M	7	26	17.5	39.8	37	12 / 288
34502108M	8	35	17.5	40.5	37	12 / 288
34502110M	10	60	17.5	41.6	40	12 / 288
34502111M	11	73	17.5	43.3	42	12 / 288
34502112M	12	90	17.5	43.8	51	12 / 288
34502113M	13	108	17.5	44.5	52	12 / 288
34502114M	14	128	17.5	45.2	53	12 / 288
34502115M	15	152	17.5	45.9	55	12 / 288
34502116M	16	175	17.5	46.3	57	12 / 288
34502117M	17	202	17.5	47.0	55	12 / 192
34502118M	18	230	17.5	47.4	61	12 / 192
34502119M	19	262	17.5	49.2	63	12 / 192
34502121M	21	330	17.5	50.3	68	12 / 192
34502122M	22	360	17.5	51.2	73	12 / 192



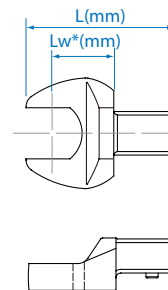
KT NO.	Size inch	Maximum Torque N-m	Lw* mm	L mm		
34502108S	1/4	26	17.5	39.8	38	12 / 288
34502110S	5/16	35	17.5	40.5	37	12 / 288
34502112S	3/8	60	17.5	41.6	42	12 / 288
34502114S	7/16	73	17.5	43.3	42	12 / 288
34502116S	1/2	108	17.5	44.5	52	12 / 288
34502118S	9/16	152	17.5	45.2	53	12 / 288
34502120S	5/8	175	17.5	46.3	58	12 / 288
34502122S	11/16	202	17.5	47.0	62	12 / 192
34502124S	3/4	262	17.5	49.2	65	12 / 192
34502126S	13/16	330	17.5	50.3	72	12 / 192
34502128S	7/8	360	17.5	51.2	70	12 / 192

345012

• Chrome plated

- Open end insert tool
- Square drive size : 14 x 18

KT NO.	Size mm	Maximum Torque N-m	Lw* mm	L mm		
34501213M	13	52	25	57.5	114	12 / 192
34501214M	14	64	25	58.0	115	12 / 192
34501215M	15	77	25	58.0	118	12 / 192
34501216M	16	93	25	58.5	125	10 / 160
34501217M	17	110	25	59.5	135	10 / 160
34501218M	18	130	25	60.0	134	10 / 160
34501219M	19	150	25	60.5	136	10 / 160
34501221M	21	198	25	61.0	153	6 / 96
34501222M	22	225	25	62.0	158	6 / 96
34501223M	23	255	25	63.1	166	6 / 96
34501224M	24	287	25	63.1	163	6 / 96
34501225M	25	322	25	69.0	162	6 / 96
34501226M	26	359	30	69.0	230	6 / 96
34501227M	27	400	32.5	69.0	239	6 / 96
34501230M	30	537	32.5	70.6	239	6 / 96
34501232M	32	644	32.5	72.1	248	6 / 72
34501234M	34	762	32.5	73.2	246	6 / 72
34501236M	36	800	32.5	73.3	244	6 / 72
34501238M	38	800	32.5	72.7	222	6 / 72
34501240M	40	800	37	80.5	321	6 / 72
34501241M	41	800	37	80.5	315	6 / 72



KT NO.	Size inch	Maximum Torque N-m	Lw* mm	L mm		
34501216S	1/2	52	25	57.5	117	12 / 192
34501218S	9/16	64	25	58.0	121	12 / 192
34501220S	5/8	93	25	58.5	127	10 / 160
34501222S	11/16	110	25	59.5	135	10 / 160
34501224S	3/4	150	25	60.5	140	10 / 160
34501226S	13/16	198	25	61.0	156	6 / 96
34501228S	7/8	225	25	62.0	162	6 / 96
34501230S	15/16	287	25	63.1	168	6 / 96
34501232S	1	322	25	69.0	232	6 / 96
34501236S	1-1/8	537	32.5	70.6	243	6 / 96
34501240S	1-1/4	644	32.5	72.1	242	6 / 96
34501248S	1-1/2	800	32.5	72.7	226	6 / 96