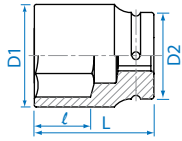


Deep Impact Socket

8435M



▪ DIN 3121

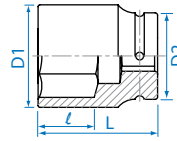


KT NO.	mm	D1 mm	D2 mm	l mm	L mm	g	kg/cb
843524M	24	41	54	25	90	874	1 / 24
843527M	27	44	54	25	90	871	1 / 24
843528M	28	45	54	25	90	887	1 / 24
843530M	30	48	54	28	90	908	1 / 24
843532M	32	51	54	28	90	953	1 / 24
843533M	33	52	54	28	92	1016	1 / 24
843534M	34	53	54	28	92	988	1 / 24
843535M	35	54	54	28	92	1020	1 / 24
843536M	36	56	54	32	92	1034	1 / 24
843538M	38	58	54	32	92	1048	1 / 24
843540M	40	60	54	32	92	1094	1 / 24
843541M	41	61	54	32	92	1103	1 / 24
843542M	42	64	54	32	92	1236	1 / 24
843546M	46	68	54	35	95	1329	1 / 10
843548M	48	70	54	35	95	1378	1 / 10
843550M	50	73	54	35	95	1484	1 / 10
843552M	52	75	54	40	100	1594	1 / 6
843554M	54	78	54	40	100	1714	1 / 6
843555M	55	79	54	40	100	1706	1 / 6
843558M	58	83	54	42	100	1887	1 / 6
843560M	60	86	54	42	100	2022	1 / 6
843565M	65	92	54	50	110	2133	1 / 6
843570M	70	97	54	59	110	2285	1 / 6

8435S



▪ ANSI / ASME B107.1



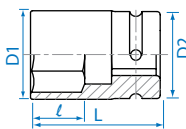
KT NO.	inch	D1 mm	D2 mm	l mm	L mm	g	kg/cb
843530S	15/16	40.8	54	25	90	872	1 / 24
843532S	1	42	54	25	90	847	1 / 24
843534S	1-1/16	44	54	25	90	868	1 / 24
843536S	1-1/8	46.3	54	25	90	911	1 / 24
843538S	1-3/16	48	54	28	90	926	1 / 24
843540S	1-1/4	51	54	28	90	980	1 / 24
843542S	1-5/16	52	54	28	92	1010	1 / 24
843544S	1-3/8	54	54	28	92	1022	1 / 24
843546S	1-7/16	56	54	32	92	1017	1 / 24
843548S	1-1/2	58	54	32	92	1048	1 / 24
843550S	1-9/16	60	54	32	92	1096	1 / 24
843552S	1-5/8	61	54	32	92	1097	1 / 24
843554S	1-11/16	64	54	32	92	1211	1 / 24
843556S	1-3/4	67	54	32	92	1312	1 / 12
843558S	1-13/16	68	54	35	95	1322	1 / 12
843560S	1-7/8	70	54	35	95	1382	1 / 6
843562S	1-15/16	72	54	35	95	1450	1 / 6
843564S	2	74	54	35	95	1510	1 / 6
843566S	2-1/16	75	54	40	100	1589	1 / 6
843568S	2-1/8	78	54	40	100	1729	1 / 6
843570S	2-3/16	79	54	40	100	1646	1 / 6
843572S	2-1/4	82	54	42	100	1837	1 / 6

Thin Wall Impact Socket

8835M



- Thin wall version
- 6 points
- Metric size
- DIN 3121



KT NO.	mm	D1 mm	D2 mm	l mm	L mm	g	kg/cb
883524M	24	38.0	54	26	80	690	1 / 24
883527M	27	42.0	54	26	80	710	1 / 24
883529M	29	44.0	54	26	80	750	1 / 24
883530M	30	46.0	54	30	80	750	1 / 24
883532M	32	48.0	54	30	80	743	1 / 24
883533M	33	49.0	54	30	80	776	1 / 24
883534M	34	50.0	54	30	80	761	1 / 24
883535M	35	52.0	54	32	80	800	1 / 24
883536M	36	53.0	54	32	80	781	1 / 24
883538M	38	56.0	54	32	80	831	1 / 24
883541M	41	59.5	54	32	80	882	1 / 24

Rear Wheel Socket

8514M

8514S

8524M

- 4 points
- DIN 3121



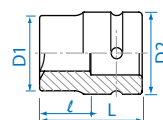
8514M



8524M



8514S



KT NO.	mm	D1 mm	D2 mm	l mm	L mm	g	kg/cb
851417M	17	40.0	54	30.0	60	612	1 / 24
851419M	19	42.0	54	30.0	60	611	1 / 24
851420M	20	43.0	54	30.0	60	625	1 / 24
851421M	21	44.0	54	30.0	60	618	1 / 24
851422M	22	45.5	54	30.0	60	629	1 / 24
852421M	21	44.0	48	30.0	60	502	1 / 24
851426S	13/16	44	54	30.0	60	617	1 / 24