

Deep Socket Set

4066MR

4066SR




4566MR

1/2"

Metal shelf size (mm) :
415x 336 x 320 (1.58 cuff)



4066MR / 4566MR

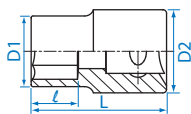
KT NO.	PC.		Contents	Each Q'ty	KT NO.	Spec.	KG	Cuff
4066MR	165		4230M	8, 9, 10, 11, 12, 13, 14, 15, 16, 17, 18 19, 20, 21, 22, 23, 24	8 7	4066MR-A 4566MR	87103	5.87 0.62
4566MR	165		4235M	26, 27, 28, 29, 30 32	6 5	4066MR-D 4566MR	165 PC. socket content	30.70 0.63
4066SR	114		4230S	5/16, 3/8, 7/16, 1/2, 9/16, 5/8, 11/16	8	4066SR -A	87103	5.87 0.62
				3/4, 13/16, 7/8, 15/16, 1	7			
				1-1/16, 1-1/8, 1-3/16	6			
				1-1/4	5			
4066SR -D				114 PC. socket content	21.0	0.47		

Star Socket

4375M

 1/2"

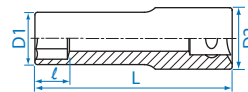
- For torx external screw
- Chrome vanadium steel
- Polished, chrome plated
- DIN 3120



4275M

 1/2"

- Long type
- Chrome vanadium steel
- Polished, chrome plated
- DIN 3120



KT NO.	mm	D1 mm	D2 mm	ℓ mm	L mm	KG	Box	Cuff
437508M	E08	11.4	23.8	7.0	37	52	10 / 200	
437510M	E10	13.2	23.8	7.5	37	55	10 / 200	
437511M	E11	14.0	23.8	8.0	37	57	10 / 200	
437512M	E12	15.0	23.8	9.0	37	58	10 / 200	
437514M	E14	16.4	23.8	10.0	37	59	10 / 200	
437516M	E16	18.8	23.8	11.0	37	63	10 / 200	
437518M	E18	20.5	23.8	12.5	39	68	10 / 200	
437520M	E20	22.8	23.8	14.0	39	72	10 / 200	
437522M	E22	24.6	23.8	16.0	39	78	10 / 200	
437524M	E24	26.5	23.8	16.0	39	85	10 / 160	

KT NO.	mm	D1 mm	D2 mm	ℓ mm	L mm	KG	Box	Cuff
427508M	E08	11.4	23.8	7.0	77	106	6 / 120	
427510M	E10	13.2	23.8	7.5	77	112	6 / 120	
427512M	E12	15.0	23.8	9.0	77	121	6 / 120	
427514M	E14	16.4	23.8	10.0	77	127	6 / 120	
427516M	E16	18.8	23.8	11.0	77	143	6 / 120	
427518M	E18	20.5	23.8	12.5	77	148	6 / 120	
427520M	E20	22.8	23.8	14.0	77	161	6 / 120	
427522M	E22	24.6	23.8	16.0	77	178	6 / 96	
427524M	E24	26.5	23.8	16.0	77	197	6 / 96	