


**HYDRAULIC PULLER SET
OPERATION MANUAL**



No. 9BA01

Please wear proper safety gear while working.

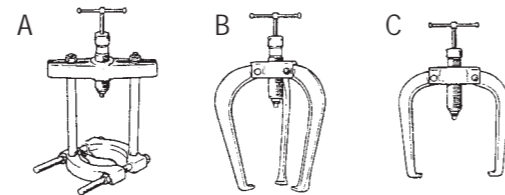


- Includes forged steel bearing separator and gear puller
- Operate up to 10 tons hydraulic pulling power.
- Special separator design of the strong back puller allows the puller to be used even in the tightest spaces.
- Suitable for industry, automotive and agriculture machine.

Spare part of 9BA01

No.	Part	Description
9BA22P01		1 Set Separator Capacity 75mm ~ 105mm
9BA22P03		1 PC. Beam
9BA22P02		2 PC. Main Rod Hex bar 19mm x M12 & 1/2" x L255mm
9BA22P04		2 PC. Extension Rod Hex bar 19mm x 1/2" x L255mm
9BA01P01		1 PC. 10T Hydraulic Ram
9BA01P032		1 PC. Tripe Head
9BA01P031		1 PC. Twin Head
9BA01P033		1PC. Ram Part
9BA01P051		3 PC. 4" Leg
9BA01P052		3 PC. 6" Leg
9BA01P053		3 PC. 8" Leg
9BA01P012		1 PC. 1"x 1-1/4" Centre Adapter
9BA01P013		1 PC. 1"x 2" Extension Rod
9BA01P014		1 PC. 1"x 4" Extension Rod

1. Assemble three types.

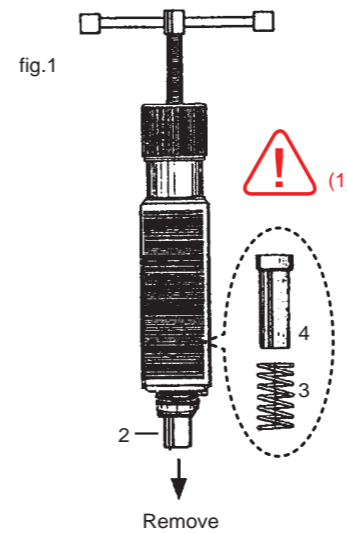


- In order to prevent any puller damage, please do not use with other accessory tools.
- Always keep the tools clean after using.

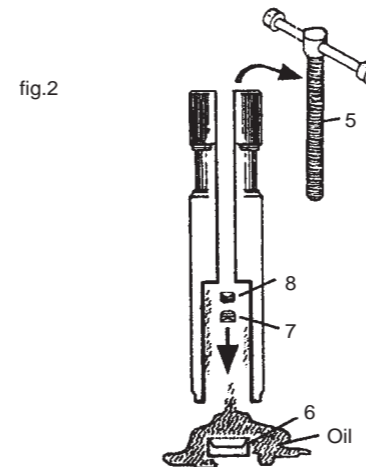
Caution:

If the piston isn't able to stretch out, means the hydraulic oil is not enough or leaking happened, please change the new oil seal.

- Removes the ram cover (anti-clockwise) (fig.1).
Caution(1): Be careful about the loaded spring when removing.



- Removes the T handle and push the 6, 7, 8 out (fig.2).
- Cleans inside of ram body, change new oil seal and put hydraulic oil (13ml).



- Follow steps to assemble (fig.3).

Caution(2): It's important to follow the correct direction for piston and seal (fig.4).

