


# TOOL CABINET SYSTEM



**No.87D21**



Please wear proper safety gear while working.



## 1. Assemble back panel and wall cabinet

**Tall Cabinet**



87D21-02


87D21-18

**Wall Cabinet**



87D21-01

**Door Cabinet**



87D21-03

**Drawer Cabinet**




87D21-04



87D21-05

**Stainless Board**



87D21-08S  
87D21-09S

**Pressed Wooden Board**



87D21-08  
87D21-09

**5 Drawer Cabinet**



87D21-12

**Trash Bin with Paper Holder**



87D21-11

**Back Panel**



87D21-061



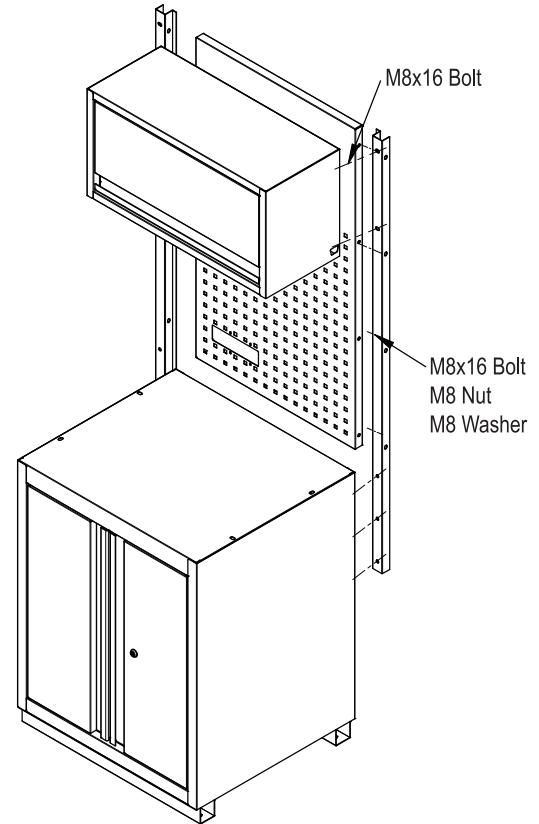
87D21-06



**Pillar**

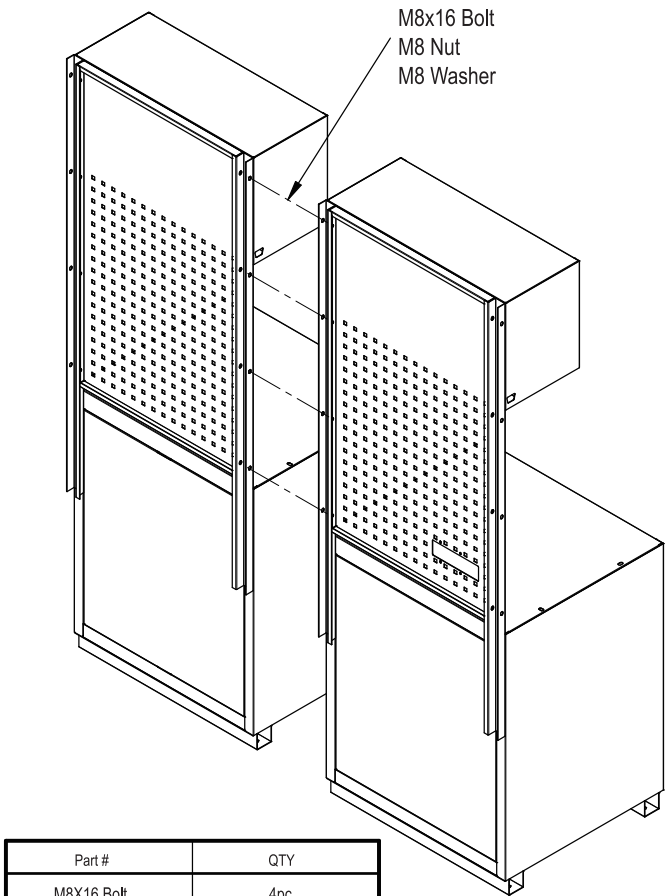


87D21-07



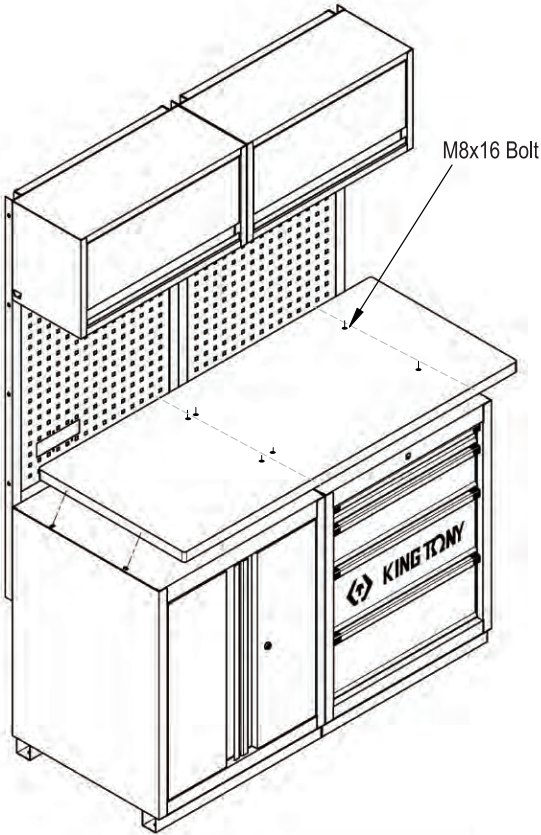
| Part #       | QTY   |
|--------------|-------|
| M8X16 Bolt   | 18pc. |
| M8X16 Nut    | 8pc.  |
| M8X16 Washer | 18pc. |

2. Connect two cabinets together



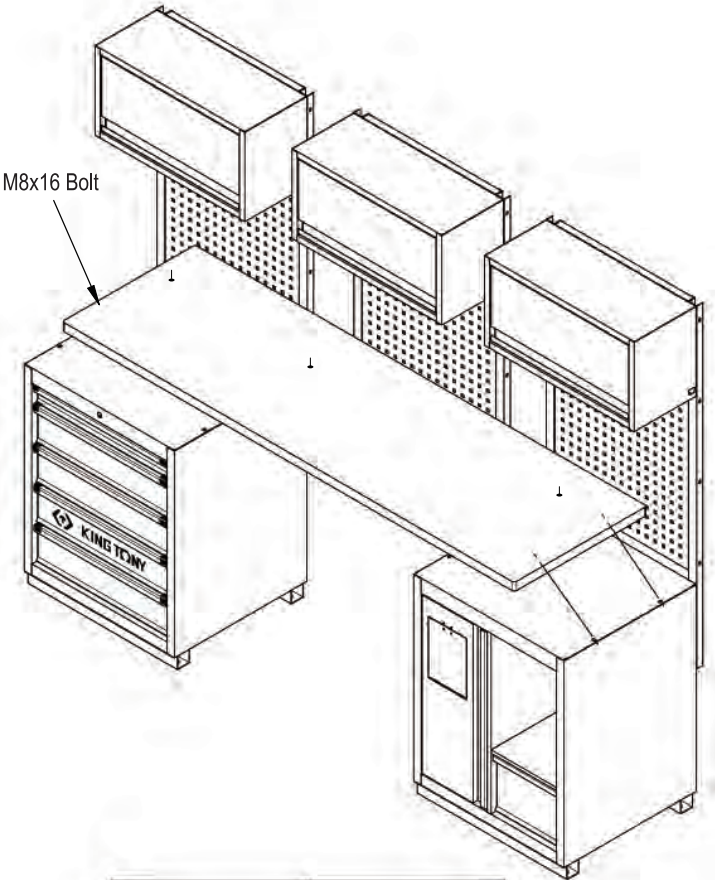
| Part #       | QTY  |
|--------------|------|
| M8X16 Bolt   | 4pc. |
| M8X16 Nut    | 4pc. |
| M8X16 Washer | 4pc. |

3. Assemble the desktop board



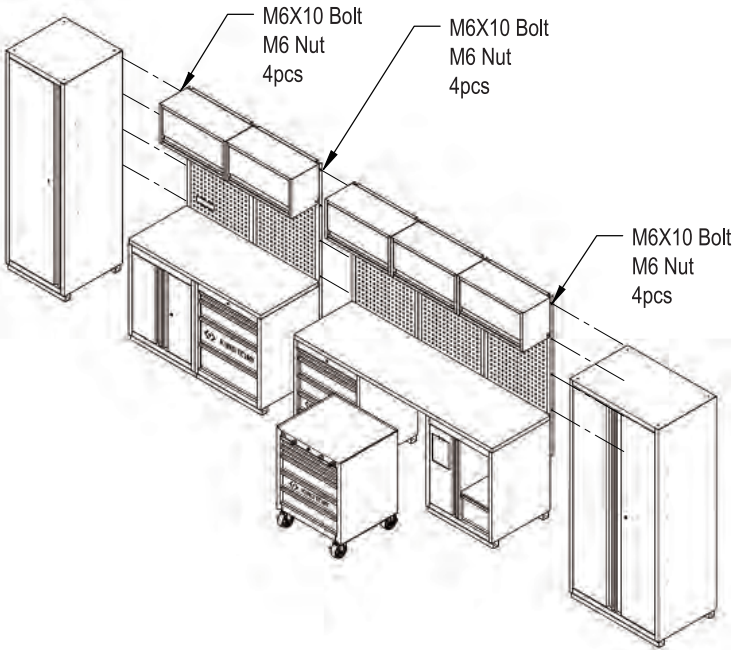
| Part #     | QTY  |
|------------|------|
| M8X16 Bolt | 8pc. |

4. Assemble the desktop board



| Part #     | QTY  |
|------------|------|
| M8X16 Bolt | 8pc. |

5. Connect all cabinets together



| Part #     | QTY   |
|------------|-------|
| M6X10 Bolt | 12pc. |
| M6 Nut     | 12pc. |