


## TOOL TROLLEY WITH DIGITAL LOCK



NO.87G36-7BA-KB

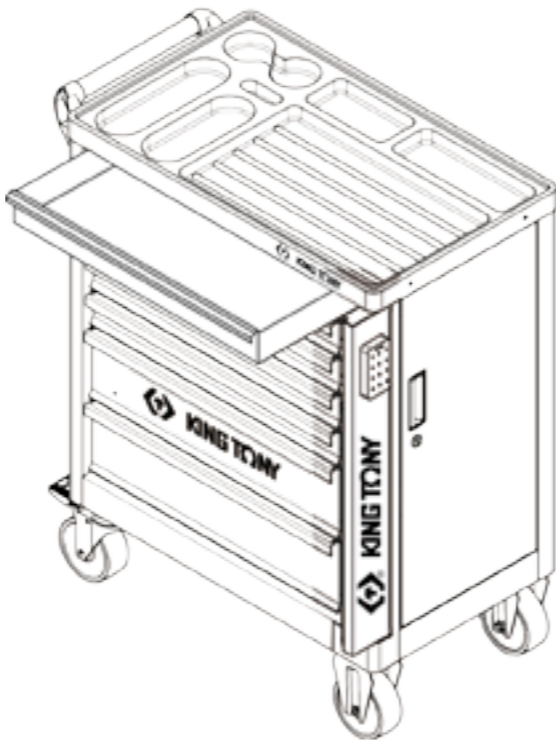
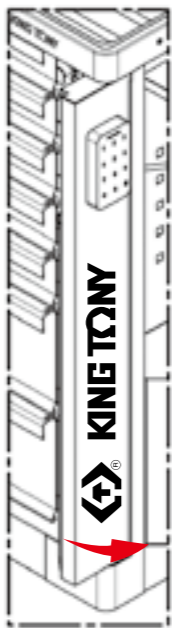



Please wear proper safety gear while working.



1. For first time use:

- ※ The default is in private mode.
- ※ The default user code is 「1111」 and the master code is 「00000000」
- 1. Input user code, then press 「#」 button or use the blue card to open the digital lock.  
(There will be a green LED light if the code is correct, or else it will flicker yellow.)
- 2. Turn lock bar to 90 degrees, then open the drawers.
- 3. Only turn back the lock bar after closing each drawer completely, only then will the drawers lock.
- ※The default code is for temporary use only, please change the passcode after usage.
- ※ 「\*」 , 「C」 are delete buttons, 「#」 , 「←」 are confirm buttons.

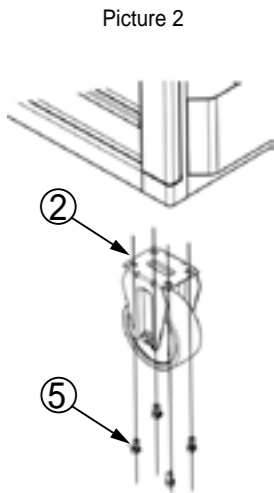
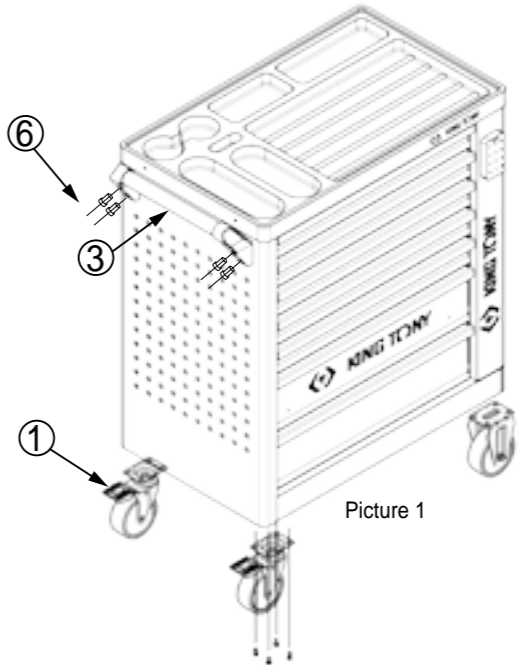
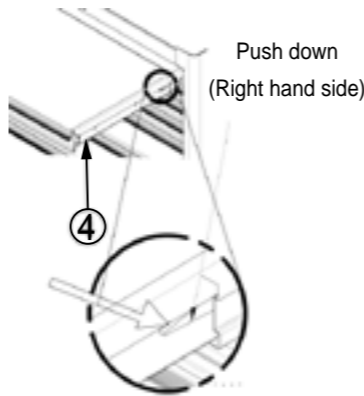


2. For changing code:

1. Input 「#2#」 , then the LED will start blinking.
  2. Input your old code then press 「#」 button to confirm.
  3. Input the new code then press 「#」 button twice to confirm.
  4. The LED will light up once then beep twice. After this, the passcode will be changed.
- ※ Both the user code and master code consists of 4-10 digits. Passcodes can be pre-served long-term even when powered off.

3. Operation tips

1. Code protection :  
Three consecutive incorrect passcode inputs will result in system lock for 1 minute, during this time no operations will work.
2. Alarm for low power :  
When the power is low, a red LED light will flicker along with an alarm sound when pressing a button.
3. If batteries out of power :  
Please insert additional power to open lock and change batteries.



Part	Description	Qty	Part	Description	Qty
1	Swivel brake caster	2	4	Ball bearing slide	7
2	Fixed caster	2	5	Bolt M8x20	16
3	Side handle	1	6	Bolt M6x25	4