

# TOOL CABINET SYSTEM



No.87D11X



Please wear proper safety gear  
while working.



# INDEX

Components	1-2
Tools & Fasteners Needed	3
Worktops/Weight Capacity	4
Installing options for Tool Cabinets	5
Installing Pillars	6
Installing Hanging Panels	7
Attaching Cabinets Together	8
Attaching Cabinets Together/Removing Drawers	9
Mounting the Worktop	10
Attaching Pillars Together	11
Installing Wall Cabinet	12
Installing Corner Wall Cabinet	13

**Tall Cabinet**



87D11-02A-KB 87D11-18A-KB

**Wall Cabinet**



87D11-01A-KB



87D11-17A-KB

**Door Cabinet**




87D11-03A-KB

**Drawer Cabinet**




87D11-04A-KB



87D11-05A-KB

**Stainless Board**



87D11-08SA  
87D11-09SA  
87D11-10SA

**Pressed  
Wooden Board**



87D11-08A  
87D11-09A  
87D11-10A

**5 Drawer Cabinet with Paper Holder**



87D11-12A-KB



87D11-11A-KB

**Back Panel**



87D11-06A-B

**Pillar**


87D11-071A-B

### Corner Wall Cabinet



87D11-15A-KB

### Corner Back Panel



87D11-16A-B

### Stainless Board




87D11-14SA

### Pressed Wooden Board




87D11-14A

### Corner Back Panel



87D11-13A-KB

### Corner Cabinet

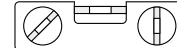


87D11X06SA-KB  
87D11X06A-KB

## Tools Required



Adjustable wrench



Magnetic Leveler



Tape Measure



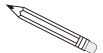
Wrench



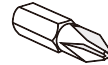
Socket



Set Square



Pencil



Phillips Bit



Phillips Head  
Screwdriver



Power Drill



Drill Bit

## Fasteners Needed



Hex Bolt  
(M6x16)



Nut  
(M6)



Plastic Pin



Hex Bolt  
(M8x16)



Washer  
(D8)



Spring Washer  
(D8)




Wood Screw  
(ST6x16)



Sunk Screw  
(M6x16)

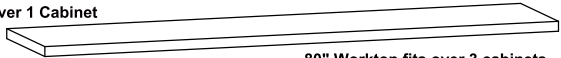
## Worktops



### 26" Worktop Fits over 1 Cabinet



**53" Worktop fits over 2 cabinets**

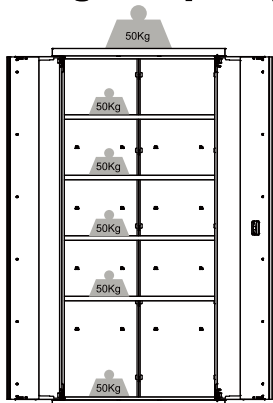


**80" Worktop fits over 3 cabinets**

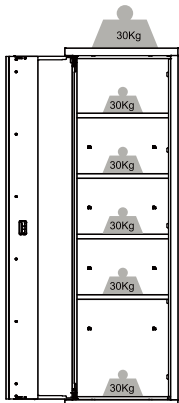


## Corner Worktop

## Weight Capacity




**Double-door Locker**  
**Max 300Kg**



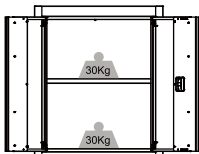
**Single-door Locker**  
**Max 180Kg**



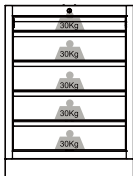
**Wall Cabinet**  
**Max 15Kg**



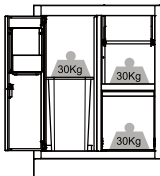
**Hanging Panel**  
**Max 10Kg**



**Base Cabinet  
Max 60Kg**



**Drawer Cabinet  
Max 150Kg**

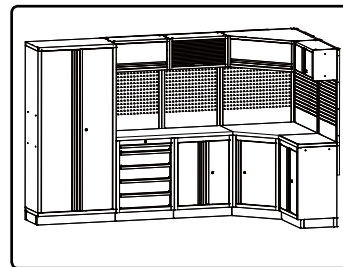
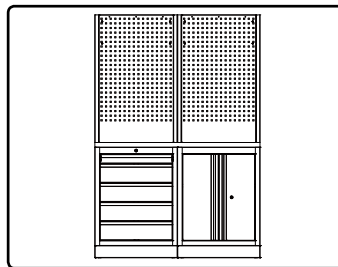
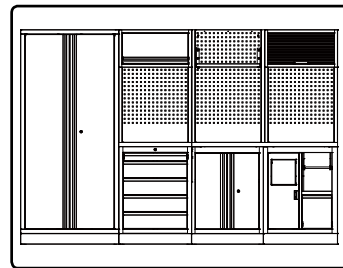
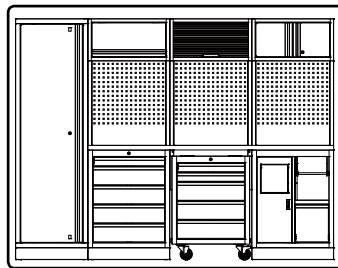
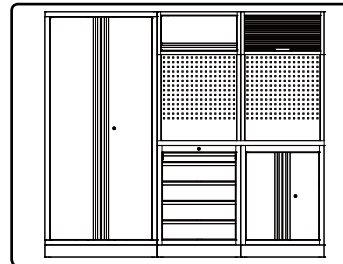


**Trash Bin Cabinet**  
**Max 90Kg**

## Installing Options for Tool Cabinets

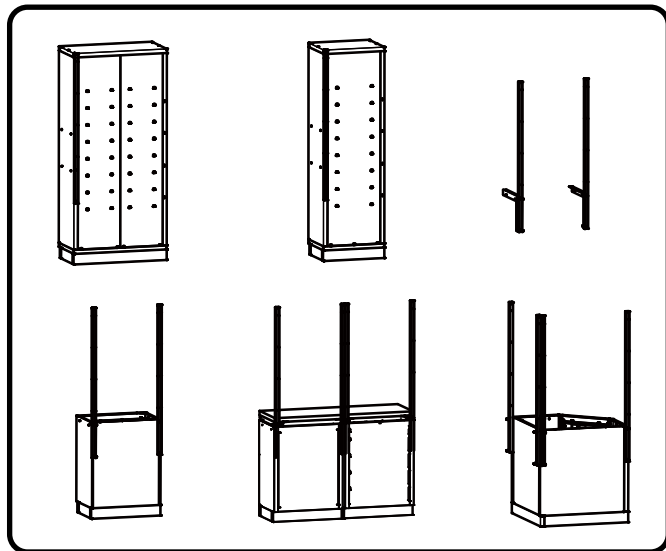
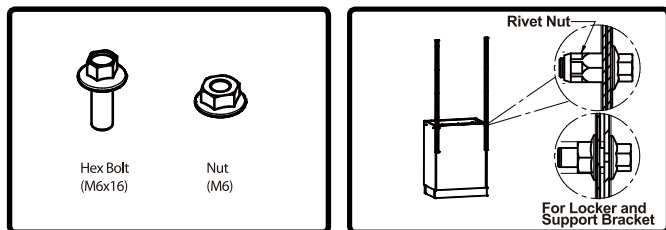
**i Important information: Please read before beginning installation.**

- Layouts shown are only examples. Based on the customer's purchase, cabinets can be configured in a variety of different layouts.
- Consider the location of electrical outlets when planning your layout.



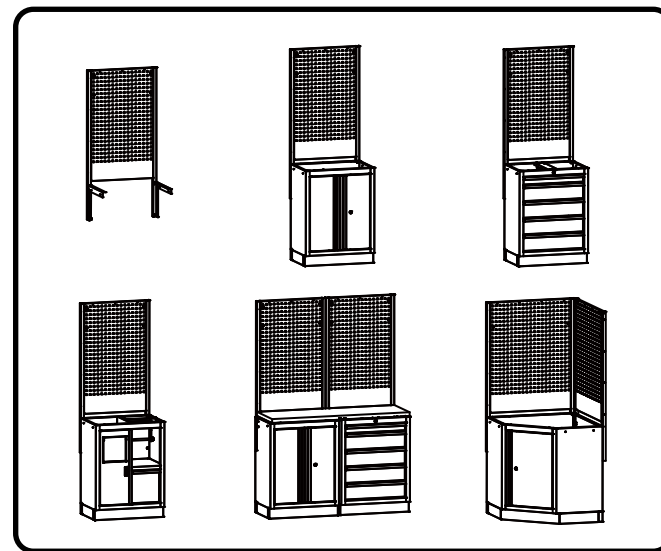
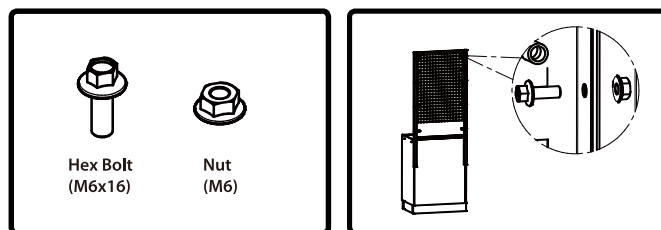
## Installing Pillars

 Fasteners needed



## Installing Hanging Panels

 Fasteners needed



## Attaching Cabinets Together

Position and secure remaining cabinets to the wall. Install cabinets one at a time.

**i** Fasteners needed

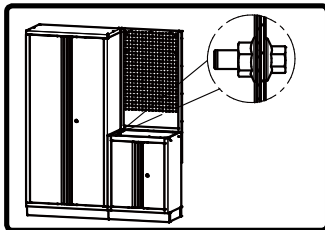


Hex Bolt  
(M6x16)

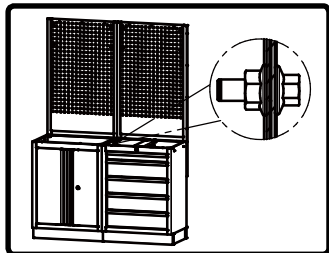


Nut  
(M6)

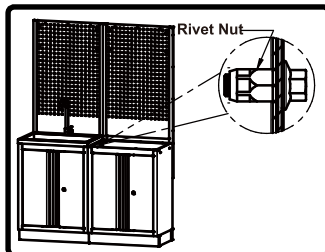
Attach Locker and Base Cabinet



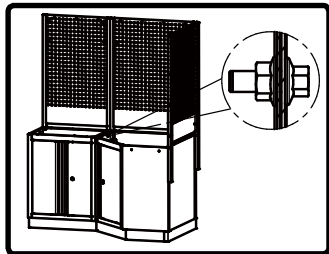
Attach Drawer and Base Cabinets



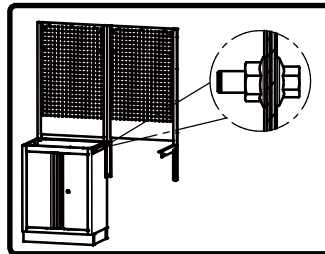
Attach Sink and Base Cabinets



Attach Corner and Base Cabinets

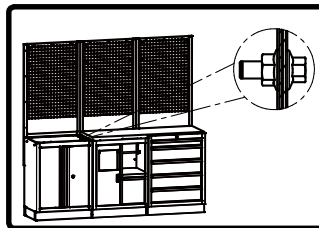


Attach Base Cabinet and Support Brackets

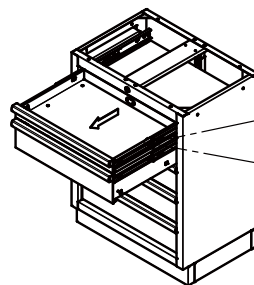


## Attaching Cabinets Together

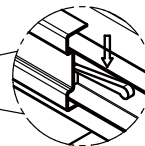
Attach Base Cabinet and Work Bench




## Removing Drawers



Left Side



Right Side



Press the drawer's side parts as shown simultaneously to remove the drawers.

## Mounting the Worktop


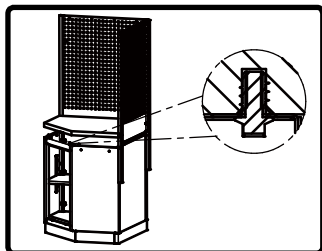
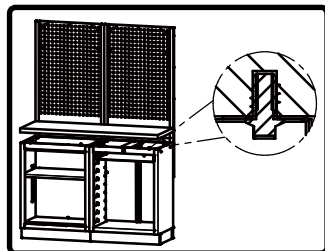
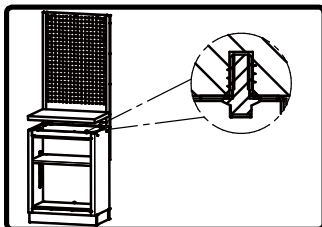
 Fasteners needed



Hex Bolt  
(M6x16)



Wood Screw  
(ST6x16)



## Attaching Pillars Together

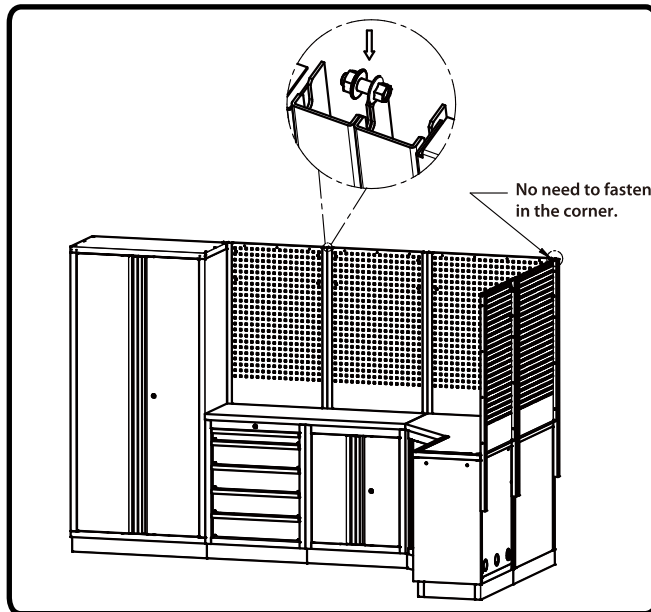
 Fasteners needed



Hex Bolt  
(M6x16)



Nut  
(M6)



## Installing Wall Cabinet

 Fasteners needed



Hex Bolt  
(M8x16)



Washer  
(D8)



Spring Washer  
(D8)



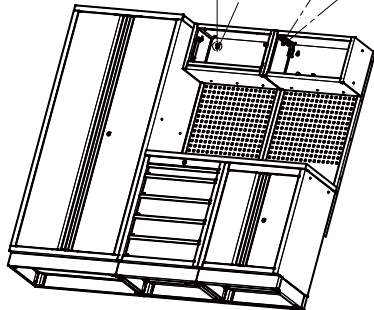
Hex Bolt  
(M6x16)



Nut  
(M6)

Pre-assemble the bolt and washer on the panel

Hang on the wall cabinet and fasten the bolt.



**NOTE:** This step is for 3 types of wall cabinet.

## Installing Corner Wall Cabinet

 Fasteners needed



Hex Bolt  
(M8x16)



Washer  
(D8)



Spring Washer  
(D8)



Sunk Screw  
(M6x16)

